


MIXBOOK™

WHAT IS MIXBOOK?

MIXBOOK is a digital swatchbook.

As a design tool, MIXBOOK is perfect for selecting gels and colors during planning, and to communicate colors with your team. MIXBOOK contains the same LED technology found in MIX® fixtures, to ensure a perfect match.

- 2h 30 minutes of battery life
- 10 x 6 x 2.6 cm / 3.9 x 2.3 x 1 "
- 2 W
- 110 g / 3.8 ounces
- 1 year warranty



CONNECTING YOUR MIXBOOK WITH myMIX™

1 Download the myMIX app to control MIXBOOK.

IOS



ANDROID

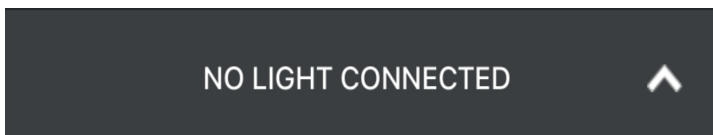


2 Turn on MIXBOOK.

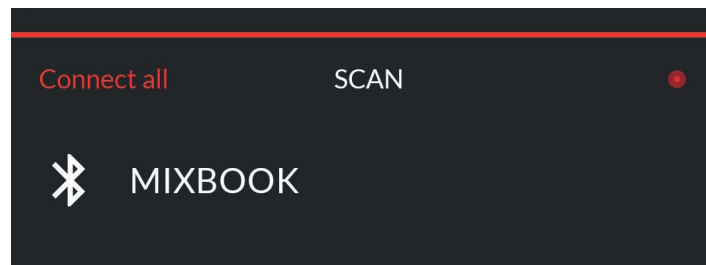


ON/OFF
Button

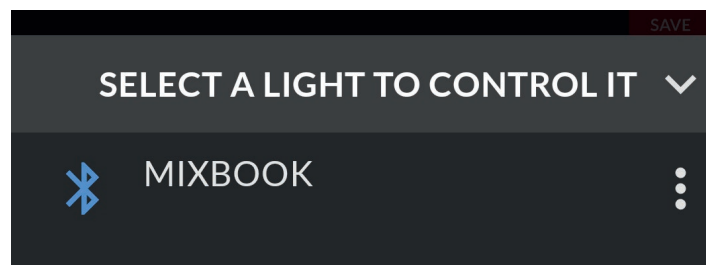
3 Sign into your app and press "No Light Connected" to get started.



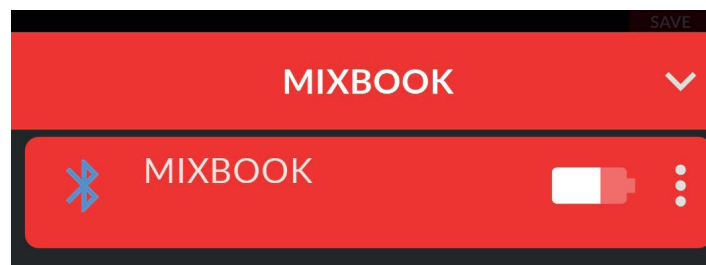
4 Press SCAN.



5 Click on MIXBOOK to connect to it. MIXBOOK will not be visible if another device is connected to it. The current user can disconnect by pressing the 3 dots and choosing "Disconnect", or by pressing and holding the MIXBOOK name.



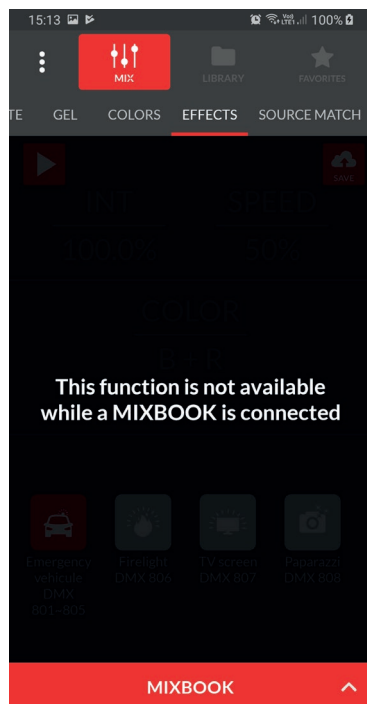
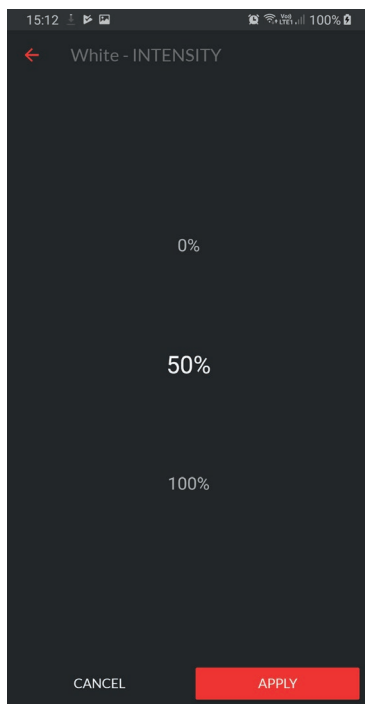
6 Click it again to enter live mode.



CONNECTING YOUR MIXBOOK WITH myMIX (CONTINUED)

MIXBOOK SPECIFIC FUNCTIONS

- Your MIXBOOK has 3 levels of intensity: 0%, 50%, 100%.
- Effects are not available in MIXBOOK.



TIPS AND TRICKS

- Rename your MIXBOOK by clicking on the 3 dots. By renaming MIXBOOK, you are only changing the name in your app. If another user connects to the same MIXBOOK, their app will show the original MIXBOOK name.



- It is always better to fully charge your MIXBOOK before the first usage. Allow it to charge for at least 3 hours the first time.

KEY FOR INDICATOR LIGHT ON THE SIDE OF MIXBOOK

- No color: MIXBOOK is off.
- Steady green: fully charged.
- ⊗ Blinking red slowly = battery level below 20%.
- ⊗ Blinking red quickly = empty battery.
- ⊗ Blinking blue = awaiting connection.
- Steady blue = connected.

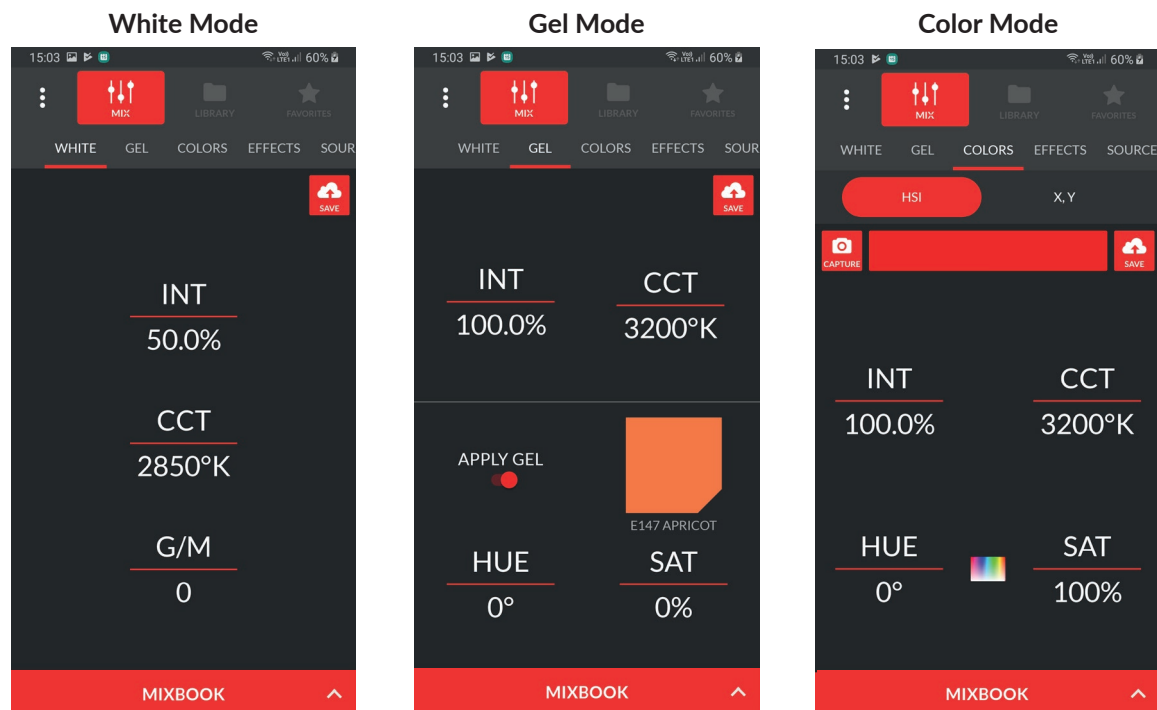
DISCONNECTING myMIX FROM YOUR MIXBOOK

- To disconnect your myMIX app from your MIXBOOK, press the 3 dots and choose "Disconnect", or press and hold the MIXBOOK name. Other users cannot connect to your MIXBOOK while you are connected.

MIXING COLORS

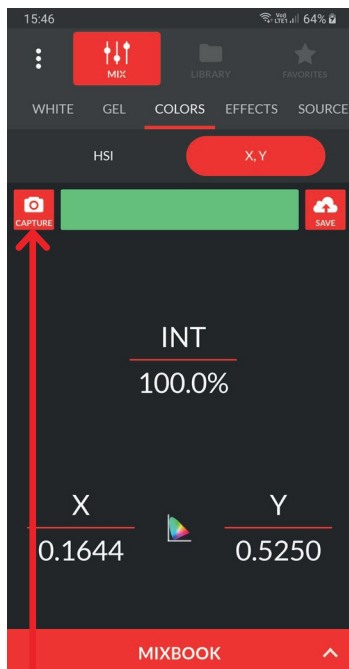
Start creating your colors with the 3 modes available: White, Gel, Color.

- **White mode** has presets ranging from 1700k to 10000k, with Green and Magenta adjustment.
- **Gel mode** give you access to 137 True Rosco Color™ digital Gels, with Hue and Saturation adjustment.
- **Color mode** has a Hue and Saturation section, as well as a CIE 1931 color space, where you can select from millions of colors.




CAPTURING COLORS

You can capture color from your picture library or from your camera, using the "CAPTURE" function:

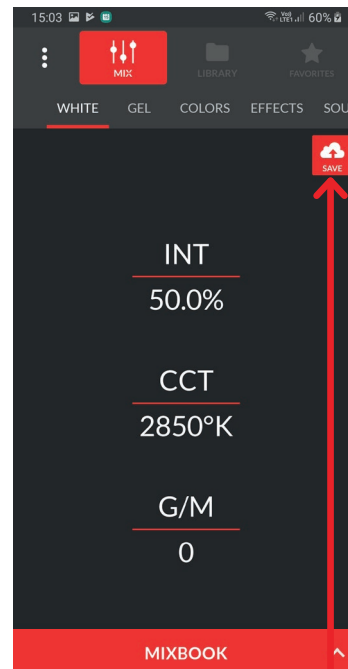


Click on the "capture" function in Color mode HSI, or Color mode xy.

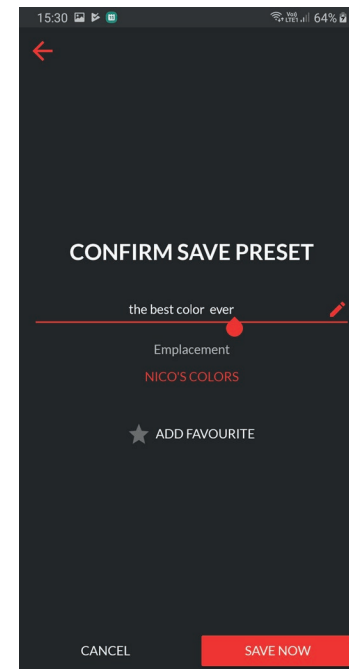


Select a color and click "apply".

SAVING COLORS

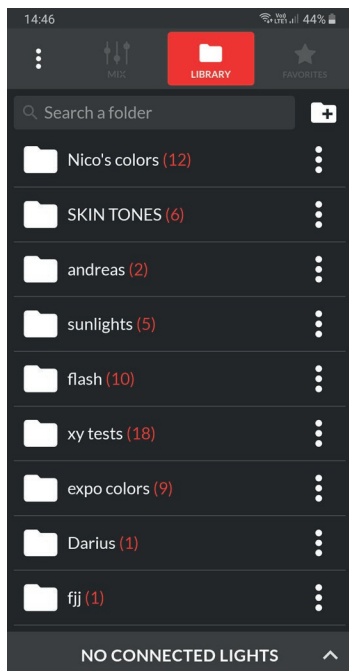


To save a color, press the "save" button located on the top right of the control window.

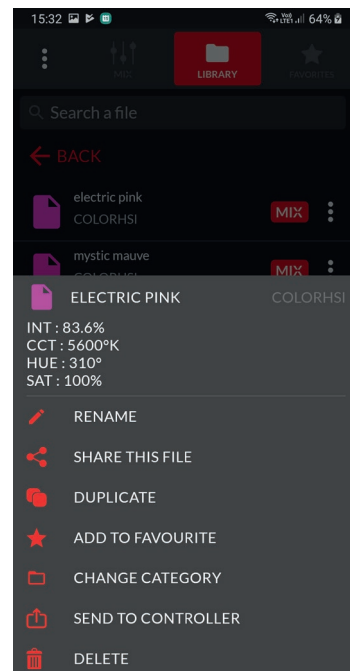
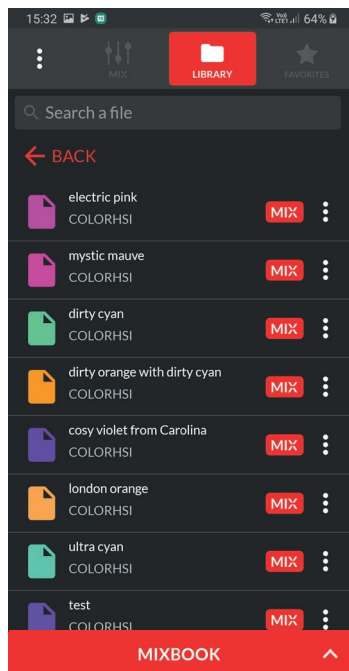


Name your color, and select or create the folder you want to have it saved in.

SAVING COLORS

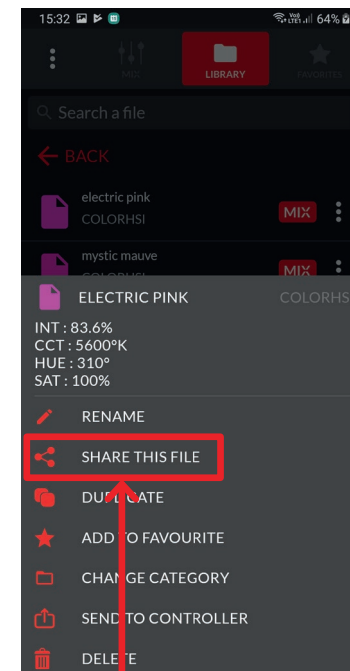


Every saved color is accessible in the Library section.



Clicking on the 3 dots next to the color will open its color card.

SHARING COLORS



You can share a color or a folder via email, text message, or WhatsApp. Please note, "Share this file" will be displayed on an Android device. "Share this preset" will be displayed on an iOS device.

DISCLAIMERS

General precautions

- Rosco products are made to be used by trained professionals only.
- Rosco products are not for household use.

Risk of electric shock and fire

- Do not open the product. There are no user serviceable parts inside.
- MIXBOOK contains a Lithium battery. Do not expose it to high temperatures or stress.

Overheating

- Do not operate the product if the ambient temperature exceeds 40° C.
- Let the product cool down completely before you handle it.
- Do not leave MIXBOOK in its pouch, or any enclosure when ON.

Warnings

- Stage and studio use only.
- Disconnect power before servicing.
- Not for residential use.
- Not for household use.

CERTIFICATIONS

Radio Equipment Directive 2014/53/EU and EMC Directive – 2014/30/EU:

ETSI EN 300 328 V2.1(2016-11)
Draft ETSI EN 301 489-1 V2.2.0 (2017-03)
Draft ETSI EN 301 489-17 V3.2.0 (2017-03)
EN 62479 : 2010

FCC :

- This device complies with Part 15 of the FCC Rules.

ROHS :

- This device complies with the RoHS Directive 2011/65/EU and its subsequent amendments regulation EU No. 2015/863.